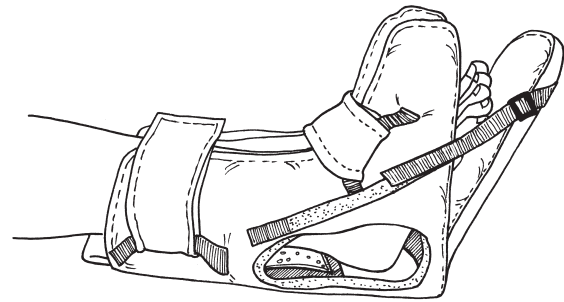


ADJUSTABLE HEEL-FLOAT WALKER BOOT

Reorder #	Size	Unit
503147	Small	Each
503148	Medium	Each
503149	Large/Bariatric	Each
503095	Replacement Gel Pack(small)	Each
503097	Replacement Gel Pack(medium)	Each
503099	Replacement Gel Pack(large)	Each

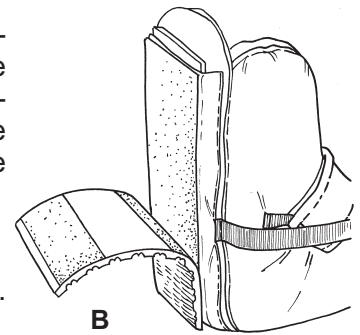


Purpose

Skil-Care's Heel-Float Walker Boot floats the heel over an air cavity to prevent pressure sores from forming or aid in the healing of existing sores. It includes a detachable nonslip tread pad that permits limited ambulation and facilitates bed/wheelchair transfer. The foot support includes adjustable straps that permit accommodation of a wide range flexion contracture needs. A firm plastic insert provides additional support. The gel insert beneath the ankle relieves pressure and cools the skin.

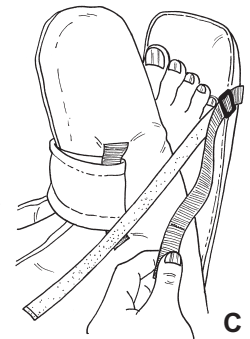
Application

The Adjustable Heel-Float Walker Boot may be used for either the right or left foot. Select the proper size for your patient.



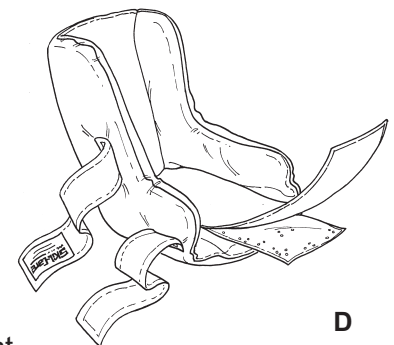
Bed

1. Remove the detachable non-slip tread pad (Illustration B). For infection control purposes, the tread pad must be removed before patient's foot is placed on the bed.
2. Place the patient's lower extremity in the boot. Make certain that the heel is suspended over the air cavity (Illustration A).
3. Secure the Velcro[®] ankle and toe straps as shown in Illustration A.
4. Adjust the two foot support straps to accommodate your patient's plantar flexion (Illustration C).



Ambulation and Transfer

1. Seat patient on side of bed.
2. Attach non-slip tread pad (Illustration C)
3. Ambulate or transfer patient according to your facility's policies and procedures.
4. Remove tread pad before placing patient's foot on bed.



Important

Remove this device every 8 to 12 hours and check for ischemia or discoloration.

Easy Care

The Adjustable Heel-Float Walker Boot is launderable and may be washed and dried at temperatures that do not exceed 180°F (82°C). Do not use chlorine bleach. For infection control purposes, the outer nylon cover should be cleaned using a spray-and-wipe cleanser and disinfected with a non-chlorine disinfectant when patient is returned to bed. **Remove gel insert (Illustration D) and plastic foot support insert (Illustration D) before laundering.**

Guarantee

The Adjustable Heel-Float Walker Boot is guaranteed against defects in materials and workmanship under conditions of normal use for six months following date of purchase.

